PICNET® BUS SYSTEM

25° INThESI ANNIVERSARY

PICNET SYSTEM

2022

Validity 01 January 2022

MADE in ITALY

Index

PICnet products **3**

Control units 3
Digital and analogic I/O modules 3
Lighting control modules 5
Thermoregulation modules 6
Air quality modules 7
Hotel automation modules 8
Access control modules 10
Measurement modules 10
Touchpads and touchscreens 11
Interfaces and converters 11
Nurse call systems 12
Supervision and remote control 14
Accessories 15

Softwares **16**

DABnet Audio series **18**

ZIGbee wireless series **19**

BUS PICnet - The system **20**

PICNET® SYSTEMS

CONTROL UNITS

PN MAS - Master module

Main unit of the system, contains the program of the system. Equipped with a display for configuring the system and setting user parameters. Through the BUS PICnet communicates with the modules at a maximum speed of 62.500 baud. Data logger function. Astronomic watch. Automatic summer / winter time changeover. Sending of email on event. MODBUS RTU serial communication port (RS232 or RS485) or TCP / IP. Integrated web server option for remote web control.

Cod. PN MAS-0RD	12 Addressable modules - integrated network port
Cod. PN MAS-1RD	32 Addressable modules - integrated network port
Cod. PN MAS-2RD	64 Addressable modules - integrated network port
Cod. PN MAS-3RD	250 Addressable modules - integrated network port
Cod. EXT MAS WEB 0	Integrated Web Server option for PN MAS-0RD
Cod. EXT MAS WEB 1	Integrated Web Server option for PN MAS-1RD
Cod. EXT MAS WEB 2	Integrated Web Server option for PN MAS-2RD
Cod. EXT MAS WEB 3	Integrated Web Server option for PN MAS-3RD

See note 4 page 17

PN EASY - Domotic controller

Home automation unit, complete with 8 relay outputs and 16 inputs (digital or NTC probe). 230V supply voltage and TA input for single-phase load control. Integrated network port and bus connection up to 4 or 12 slave modules. Integrated web server option for remote web control.

Cod. PN EASY-0RD	4 Addressable modules - integrated network port
Cod. PN EASY-1RD	12 Addressable modules - integrated network port
Cod. EXT EASY WEB 0	Integrated Web Server option for PN EASY-0RD
Cod. EXT EASY WEB 1	Integrated Web Server option for PN EASY-1RD

See note 4 page 17

PN LIGHTON - Light controller

Light controller, complete with 8 relay outputs and 16 digital inputs. 230V supply voltage and DALI output for control of 64 lamps. Integrated network port and bus connection up to 4 or 12 slave modules. HTML configuration page preloaded on the integrated web server.

Cod. PN LIGHTON-0RD	4 Addressable modules - integrated network port
Cod. PN LIGHTON-1RD	12 Addressable modules - integrated network port
Cod. EXT LIGHTON WEB 0	Integrated Web Server option for PN EASY-0RD
Cod. EXT LIGHTON WEB 1	Integrated Web Server option for PN EASY-1RD

See note 4 page 17

DIGITAL AND ANALOGIC I/O MODULES

PN 4I - 4 digital inputs module

Module with four digital inputs in direct voltage. The inputs are opto-isolated and referred to a common voltage that can be independent from the supply one.

Cod. PN 4I

PN 8I - 8 digital inputs module

Module with eight digital inputs in both direct and alternating voltage. The inputs are opto-isolated and referred to a common voltage that can be independent from the supply one.

Cod. PN 8I

PN 16I - 16 digital inputs module

Module with eight digital inputs with single / double impedance balance line to detect cable cutting and possible tampering with the command point.

NEW
1Q2022

Cod. PN 16I

PN 8IBIL - 8 inputs impedance balance module

Module with 4 digital inputs for round box. Opto-isolated inputs. Prepared for direct connection with the function devices of any commercial series.

Cod. PN 8IBIL

PN 4IW - 4 inputs built-in module

Module with 8 digital inputs for box 503. Opto-isolated inputs. Prepared for direct connection with the function devices of any commercial series.



Cod. PN 4IW

PN 8IW - 8 inputs built-in module

Module with 4 digital relay outputs. The outputs are referred to a common supply voltage that may be independent from the system one. 16A @ 250V resistive relays.



Cod. PN 8IW

PN 4OR - 4 relay outputs module

Module with 4 digital relay outputs. The outputs are referred to a common supply voltage that may be independent from the system one.
16A @ 250V resistive relays.

Cod. PN 4OR

PN 8OR - 8 relay outputs module

Module with 8 digital relay outputs. The outputs are referred to a common supply voltage that may be independent from the system one.
16A @ 250V resistive relays.

Cod. PN 8OR

PN 8OT - 8 relay outputs module

Module with 8 relay outputs for controlling valves and contactors. The outputs are referred to a common supply voltage that may be independent from the system one.
2A @ 250V resistive relays.

Cod. PN 8OT

PN 2I2O - 2 inputs and 2 relay outputs module

2 IN / 2 OUT mixed module. The inputs are opto-isolated and referred to the system supply voltage. The outputs are referable to a common external voltage independent of the supply voltage.
Changeover 16A @ 250V resistive relays

Cod. PN 2I2O

PN 4I4O - 4 inputs and 4 relay outputs module

4 IN / 4 OUT mixed module. The inputs are opto-isolated and referred to the system supply voltage. The outputs are referable to a common external voltage independent of the supply voltage.
8A @ 250V resistive relays

Cod. PN 4I4O

PN 8I8O - 8 inputs and 8 relay outputs module

8 IN / 8 OUT mixed module. The inputs are opto-isolated and referred to the system supply voltage. The outputs are referable to a common external voltage independent of the supply voltage.
16A @ 250V resistive relays.

Cod. PN 8I8O

PN 2I2OW - 2 input and 2 relay outputs module

2 IN / 2 OUT mixed module. Opto-isolated inputs. Prepared for direct connection with the fruits of any commercial series.
Changeover 8A @ 250V resistive relays.



Cod. PN 2I2OW

PN 4I4OW - 4 input and 4 relay outputs module

4 IN / 4 OUT mixed module. Opto-isolated inputs. Prepared for direct connection with the fruits of any commercial series.
2A @ 250V resistive relays.



Cod. PN 4I4OW

PN 8IWL - 8 input and 8 digital outputs module

Slave module with 8 opto-isolated digital inputs and 8 digital outputs for connecting external buttons and LEDs.

Cod. PN 8IWL

PN AD - Analog input module

The module manages two analog inputs in 0-5V either 0-10V voltage or 4-20 mA current, which can be acquired in differential or single ended mode.

Cod. PN AD

PN DA - Analog output module

The module manages two analog outputs in 0-5V or 0-10V voltage. Both quantities refer to the supply voltage of the system.

Cod. PN DA

PN 4I2OA - Mixed input output module

The module has four opto-isolated inputs, two 0-10V analog outputs and two relay outputs for ON / OFF control.
12A @ 250V resistive relays.

Cod. PN 4I2OA

PN BAR1I1O - Rail duct control module

Smart plug for rail duct. It has a digital entrance and a relay output that allows the management of one ignition with the same wiring as a common branch plug.
2A @ 250V resistive relays.

Cod. PN BAR1I1O

PN BAR2I2O - Rail duct control module

Smart plug for rail duct. It has two digital inputs and two relay outputs to allow the management of two ignitions or the control of a motorized window with the same wiring of a common branch plug.
2A @ 250V resistive relays.

Cod. PN BAR2I2O

LIGHTING CONTROL

PN DALI - DALI interface module

Protocol converter module that allows connection to the PICnet bus of luminaires with a standard DALI interface. The module allows the control of 64 lamps. For each lamp the standard commands are available. The module provides direct supply voltage to the DALI bus section.

Cod. PN DALI

PN DALI 2 - DALI interface module

Protocol converter module that allows connection to the PICnet bus of luminaires with a standard DALI interface. The module allows the control of two DALI channels, 64 lamps each, with DALI standard commands. The module provides direct supply voltage to the DALI bus section.

NEW
2Q2022

Cod. PN DALI 2

PN LED - Lighting control module

Controller module for 4 channels RGBW constant voltage led strips. Maximum current 2A per channel. Manages up to two 5m led strips.

Cod. PN LED

PN DIM - 2 channels dimmer module

Module for the independent direct management of two resistive dimmable load elements (e.g. incandescent lamps), equipped with four independent digital inputs.

Cod. PN DIM

PN DIM1 - Built-in dimmer module

Single-channel module for direct management of dimmable loads up to 600W resistive.

Cod. PN DIM1

PN DMX - DMX interface module

Protocol converter module that allows connection to the PICnet bus of elements equipped with connection port to DMX standard, normally used in scenography for light scenarios management (e.g. RGB LED lights, motorized lights, etc.). Also available in built-in version 503.

Cod. PN DMX

PN LUX - Luxmeter module

The module allows the control of the ambient brightness and is equipped with a wide-spectrum linear sensor. It has two auxiliary opto-isolated digital inputs.

Cod. PN LUX xx c	See note 3 on page 17
Cod. PN LUX W	Ceiling recessed version

xx : indicate the code of the civil series (see table on page 17).
c : indicate the colour of the cover plate (see table on page 17).

PN SPL - Luxmeter module

Sensor module for brightness and presence. Prepared for false ceiling installation, the module is used in automatic artificial lighting control systems and guarantees the required illumination value. The presence sensor allows automatic timed shutdown in case of absence of personnel in the room.

Cod. PN SPL	Detection height h=4m
Cod. PN SPL H	Detection height h=8m
Cod. PN SPL XH	Detection height h=15m
Cod. PN SPL YH	Corridor height=5m

PN PWM - Led control module

Led strip control module. 12-24V constant supply voltage from external supply voltage.
Maximum current 5A.

Cod. PN PWM

PN RGB - Scenarios control module

Module for LED systems control with dimmable power supply for the realization of chromatic scenarios. The module has 4 independent analog outputs for bright regulation of the 3 RGB sources and 1 white source. It also has a relay output for the ON-OFF command of the controlled device.



Cod. PN RGB

THERMOREGULATION

PN TEMP - 4 temperature probes module

Module for the measurement of four values of ambient temperature detected by four PN NTC probes. The module has two opto-isolated digital inputs and two relays for the user control (valve, pump) according to the temperature detected by the first two probes, without engaging others system outputs.
Temperature range: 0/100

Cod. PN TEMP

PN TEMP W - 4 temperature probes module

Input module for room temperature probes. The module allows transmission via the PICnet bus of four temperature values detected by four NTC PV probes (to be purchased separately). The module has two opto-isolated digital inputs and two relays for the user control (valve, pump) according to the temperature detected by the first two probes, without engaging others system outputs.
Temperature range: 0/100



Cod. PN TEMP W

PN CLIMA - Temperature management module

The module allows the regulation of centralized heating systems with or without domestic hot water production. It has four opto-isolated inputs, four relay outputs and three analog inputs for NTC probe.
4A @ 250V resistive relays.

Cod. PN CLIMA

PN UTA - Air treatment module

Product suitable for the control of air treatment units (UTA) in complete configuration equipped with heating, cooling, humidification, dehumidification, filtering and air recovery stages. Display for alarms and measures. User interface for direct setting of adjustment parameters.

Cod. PN UTA

PN HEAT - Thermoregulation module

Module with eight relay output and sixteen inputs (digital or NTC probe). 230V power supply and TA input for single-phase load control, suitable for the control of electrical thermoregulation systems.

NEW
3Q2022

Cod. PN HEAT

PN FAN - Fan-coil control module

Product suitable for piloting 2-pipe and 3-speed fan coils in the tertiary sector (o ces, shops, schools, hospitals, etc.). It has 3 fan coil relay outputs, bypass solenoid valve relay outputs, NTC PV probe input and 3 digital inputs.
(Probe to be purchased separately)

Cod. PN FAN

PN 4I2O2PT - Thermoregulation module

The module has four opto-isolated digital inputs, two relay outputs and two analog inputs for two or three wire PT100 probes. 8A @ 250V resistive relays. Version for PT1000 available on request.
(Probes to be purchased separately)

Cod. PN 4I2O2PT	Range 0/+50° o 0/+100°
Cod. PN 4I2O2PT-N	Range -10/+40° o -10/+90°

PN IRTX - Infrared transmitter module

Infrared transmitter module for controlling devices equipped with IR receiver. Used mainly in the field home automation to control TV, HiFi devices, etc. The special patented technology allows to control different devices that otherwise could not have a centralized control.

Cod. PN IRTX xx c See note 3 on page 17
xx : indicate the code of the civil series (see table on page 17).
c : indicate the colour of the cover plate (see table on page 17).

PN SPLIT W - Split control module

Module for the control of air conditioning systems with internal units with direct expansion (split). The module has a high emission IR transmitter that is able to reproduce the commands available from remote controller and thus ensure remote control of units that normally only have one IR remote controller.

Cod. PN SPLIT W xx c See note 1 and 2 on page 17
xx : indicate the code of the civil series (see table on page 17).
c : indicate the colour of the cover plate (see table on page 17).

PN DTERM V - Digital thermostat module

Touch glass thermostat module to control the room temperature both in heating and in cooling mode. Operation in automatic or manual mode.

NEW
3Q2022

Cod. PN DTERM V v
Cod. PN DTERMA V v
v : indicate the glass colour (see table on page 17).

PN DTERM - Digital thermostat module

Thermostat module with 3 relay outputs for fan-coil or solenoid valves that allows to control the room temperature both in heating and in cooling mode. Operation in automatic or manual mode. Auxiliar input for window contact. Equipped with internal temperature probe.

Cod. PN DTERM xx c See note 2 on page 17
Cod. PN DTERMA xx c See note 2 on page 17
xx : indicate the code of the civil series (see table on page 17).
c : indicate the colour of the cover plate (see table on page 17).

PN TERM - Thermostat module

Module for the control of the room temperature equipped with temperature probe and potentiometer for regulation. It has a relay output and two opto-isolated digital inputs.
2A @ 24V resistive relays.

Cod. PN TERM xx c See note 3 on page 17
xx : indicate the code of the civil series (see table on page 17).
c : indicate the colour of the cover plate (see table on page 17).

PN HUMI - Humidity sensor module

Analog input module for relative humidity and room temperature measurement equipped with opto-isolated digital input and auxiliary relay output. Dew point calculation.
2A @ 24V resistive relays.

Cod. PN HUMI xx c See note 3 on page 17
xx : indicate the code of the civil series (see table on page 17).
c : indicate the colour of the cover plate (see table on page 17).

QUALITAIR® LINE

PN AIR - Air quality measure

The module measures the air quality by detecting the values of volatile organic compounds VOC and carbon dioxide CO2 present in the environment, allowing the recirculation of air to be activated when the minimum environmental air quality thresholds are reached. Supplied in a wall mounting box.

Cod. PN AIR

PN AIR PLUS - Air quality measure

The module measures the air quality by detecting the values of volatile organic compounds VOC, carbon dioxide CO2 and PM10, PM2.5 and PM1 particles present in the environment. It allows to activate the air recirculation when the minimum thresholds of ambient air quality are reached. Supplied in a wall mounting box.

Cod. PN AIR PLUS

PN AIR PRO - Air quality measure

The module measures the air quality and is available in two versions. The PN AIR PRO LITE version detects the values of volatile organic compounds VOC, carbon dioxide CO2 and ozone O3 present in the environment, the PN AIR PRO version detects the values of volatile organic compounds VOC, carbon dioxide CO2, ozone O3 and particulate matter PM10, PM2.5 and PM1 present in the environment. In the presence of UV-C sanitizing lamps, the measurement of the ozone concentration O3 indicates the status of the sanitization in progress. Supplied in a wall mounting box.

Cod. PN AIR PRO LITE
Cod. PN AIR PRO

HOTEL AUTOMATION

Glass Series

PN DIGITERM PRO V - Room controller

Room control module equipped with glass touch control panel. Customizable graphics. It has sixteen 4A relay outputs, two 0-10V analog outputs, two inputs for NTC probe and twelve digital inputs. It autonomously manages the secondary room PICnet bus. (Probes to be purchased separately).

NEW 3Q2022

Cod. PN DIGITERM PRO V v
v : indicate the glass colour (see table on page 17).

PN DIGITERM V - Room management module

Hotel automation module equipped with glass touch control panel. Customizable graphics. Allows complete thermoregulation and room management. Fan coil speed selection, window / door contact input and bathroom tie rod. Double room / bathroom temperature probe. (Probes to be purchased separately)

Cod. PN DIGITERM V v
v : indicate the glass colour (see table on page 17).

PN SPLIT V - Room management module

Room control module with split systems control, equipped with glass touch control panel. Customizable graphics. The module allows thermoregulation and complete management of room automation. It has a high emission power IR transmitter for remote control of split units that normally only have an IR remote control for their control. (Probes to be purchased separately)

Cod. PN SPLIT V v
v : indicate the glass colour (see table on page 17).

PN BADGE V - Transponder module

Glass reader for access control using transponder cards for hotel applications. Customizable graphics. The module connects directly to PN DIGITERM or PN SPLIT and does not occupy addresses of the PICnet network.
Available for MIFARE technology.

Cod. PN BADGE V v
v : indicate the glass colour (see table on page 17).

PN QR CODE - QR CODE reader module

Glass reader for access control via QR code for hotel applications. Customizable graphics. The module connects directly to PN DIGITERM or PN SPLIT and does not occupy PICnet network addresses. Automatic reading with sensor proximity

NEW 2Q2022

Cod. PN QR CODE v
v : indicate the glass colour (see table on page 17).

PN BADGE LV - Transponder module

Large glass reader for access control using transponder cards for hotel applications. Customizable graphics, shows the room number. The module connects directly to PN DIGITERM or PN SPLIT and does not occupy addresses of the PICnet network.
Available for MIFARE technology.

NEW 3Q2022

Cod. PN BADGE LV v
v : indicate the glass colour (see table on page 17).

PN BIN V - Badge holder module

Smart glass badge pocket for hotel applications. Discriminates the presence of a transponder badge from other types of cards. Customizable graphics. Complete with intermittent signaling light with card off.
Available for MIFARE technology.

Cod. PN BIN V v
v : indicate the glass colour (see table on page 17).

PN BIN PRO V - Badge holder module

Smart glass badge holder pocket for hotel applications. The PN BIN PRO V model allows to read the card code allowing the realization of advanced control functions. Customizable graphics. Complete with flashing signal light with card disconnected. Available for MIFARE technology.

Cod. PN BIN PRO V v
v : indicate the glass colour (see table on page 17).

PN BED V - Touch keypad

Module to control the room from the bedside touch glass, has six buttons on the front and allows the management of six di erent functions. Each button is backlit for checking the operating status. User-customizable graphics.

Cod. PN BED V v
v : indicate the glass colour (see table on page 17).

PN BELL - Room module

Touch glass outdoor panel with bell functionality. Report the room number. Customizable graphics.

Cod. PN BELL v
v : indicate the glass colour (see table on page 17).

Classic Series

PN DIGITERM PRO - Room controller

Room control module equipped with control panel. Customizable graphics. It has sixteen 4A relay outputs, two 0-10V analog outputs, two inputs for NTC probe and twelve digital inputs. It autonomously manages the secondary room PICnet bus. (Probes to be purchased separately).

NEW 3Q2022

Cod. PN DIGITERM PRO xx c See note 2 on page 17
xx : indicate the code of the civil series (see table on page 17).
c : indicate the colour of the panel (see table on page 17).

PN DIGITERM - Room management module

Hotel automation module that allows a complete thermoregulation and room management. Fan coil speed selection, window / door contact input and bathroom alarm cord. Room / bathroom double temperature probe.
(Probes to be purchased separately)

Cod. PN DIGITERM xx c See note 2 on page 17
xx : indicate the code of the civil series (see table on page 17).
c : indicate the colour of the panel (see table on page 17).

PN SPLIT - Room management module

Room control module with split piloting systems. The module allows thermoregulation and complete management of the room automation. It has a high-power infrared fruit transmitter for remote control of split units that normally have only one IR remote controller.
(Probes to be purchased separately)

Cod. PN SPLIT xx c Vedi note 1 e 2 a pag. 17
xx : indicate the code of the civil series (see table on page 17).
c : indicate the colour of the panel (see table on page 17).

PN BADGE D - Transponder module

Access control module for hotel applications. The module is a badge reader with transponder technology. The module connects directly to the PN DIGITERM and does not occupy addresses of the PICnet network.
Available for TITAN or MIFARE technology (suffix M).

Cod. PN BADGE D xx c See note 2 on page 17
Cod. PN BADGE DM xx c See note 2 on page 17
xx : indicate the code of the civil series (see table on page 17).
c : indicate the colour of the panel (see table on page 17).

PN BIN - Badge holder module

Smart built-in badge holder module. Identifies the presence of a transponder badge. Equipped with intermittent signal light.
Available for TITAN or MIFARE technology (suffix M).

Cod. PN BIN xx c See note 2 on page 17
Cod. PN BINM xx c See note 2 on page 17
xx : indicate the code of the civil series (see table on page 17).
c : indicate the colour of the panel (see table on page 17).

PN BIN PRO - Badge holder module

Smart built-in badge holder module prepared for direct connection to the PN DIGITERM module. Unlike the PN BIN model, the PN BIN PRO model allows the reading of the card code allowing the implementation of more advanced camera control functions.
Available for MIFARE technology.

Cod. PN BIN PRO xx c See note 2 on page 17
xx : indicate the code of the civil series (see table on page 17).
c : indicate the colour of the panel (see table on page 17).

PN BED - Room keypad

Module for bedside control, has eight buttons on the front and allows the management of eight different functions. Each button is equipped with LEDs for checking the operating status.
User-customizable graphics.

Cod. PN BED xx c See note 2 on page 17
xx : indicate the code of the civil series (see table on page 17).
c : indicate the colour of the panel (see table on page 17).

PN BADGE E - Transponder module

Access control module for hotel applications. The module is a badge reader with transponder technology. It has three signaling LEDs, three relay outputs, two digital inputs and an input for NTC probe. 2A @ 24V resistive relays. Available for MIFARE technology.

NEW 1Q2022

Cod. PN BADGE E xx See note 2 on page 17
xx : indicate the code of the civil series (see table on page 17).

PN BADGE H - Transponder module

Access control module for hotel applications. The module is a badge reader with transponder technology. It has three signaling LEDs, a call button and two relay outputs. 2A @ 24V resistive relays.
Available for TITAN technology.

Cod. PN BADGE H xx See note 2 on page 17
xx : indicate the code of the civil series (see table on page 17).

PV BADGE PRG - Transponder programmer

The module is a programmer for badge cards with transponder technology. Supplied in a table box.
Available for TITAN or MIFARE technology (suffix M).

Cod. PV BADGE PRG
Cod. PV BADGE PRG M

ACCESS CONTROL

PN KEYW - Access keypad

Indoor 12 button keypad module in satin stainless steel. It connects directly to the PICnet BUS.
Vertical box 503 installation.

Cod. PN KEYW

PN KEYB - Access keypad

Vandal-proof 12 button stainless steel keypad module in IP55 metal case. It connects directly to the PICnet BUS.

Cod. PN KEYB

PN KEY GLASS - Access keypad

Input slave module. The module has a black or white colored glass front with 12 touch buttons. Proximity automatic peripheral lighting. Customizable graphics.

NEW
3Q2022

Cod. PN KEY GLASS

PN BIOKEY - Access control module

The PN BIOKEY module is a device for access control with biometric fingerprint recognition technology (max 100 fingerprints).

Cod. PN BIOKEY xx See note 2 on page 17
xx : indicate the code of the civil series (see table on page 17).

PN BADGE G - Transponder module

Access control module for general applications. The module is a badge reader with transponder technology. It has two signaling LEDs and two relay outputs. 2A @ 24V resistive relays.
Available for TITAN or MIFARE technology (su x M).

Cod. PN BADGE G xx See note 2 on page 17
Cod. PN BADGE GM xx See note 2 on page 17
xx : indicate the code of the civil series (see table on page 17).

PN BADGE F - Transponder module

Access control module for general applications. The module is a badge reader with transponder technology. It has two signaling LEDs and two relay outputs. 2A @ 24V resistive relays.
Available for TITAN technology.

Cod. PN BADGE F xx c See note 2 on page 17
xx : indicate the code of the civil series (see table on page 17).
c : indicate the colour of the cover plate (see table on page 17).

MEASUREMENT MODULES

PN METEO - Weather station

Outdoor weather station IP55.
Composed of anemometer, luxmeter and rain sensor.

Anemometer:	0-50 km/h resolution 0.05 m/s
Luxmeter:	100-25.000 lux resolution 100 lux
	10-2.500 lux resolution 10 lux

Cod. PN METEO

PN CVM3 - Three-phase electrical measure

DIN rail module that allows the interface to the bus PICnet of the multifunction measuring instrument for electric quantities, produced by ASITA mod. CVM-MINI CVM / M / RS4C2 (to be purchased separately) - cod. PV MLT.

Cod. PN CVM3
Cod. PV MLT

PN METER - Single-phase electrical measure

DIN rail module PICnet for single-phase electrical measurements. It has an entrance for a TA (to be purchased separately). It connects directly to the PICnet bus.

Cod. PN METER

TOUCHPAD AND TOUCHSCREEN

PN PAN - Panel control module

The module has eight buttons on the front and allows the management of eight diff erent functions. Each button is equipped with LEDs to check the status of operation.
User customizable graphics.

Cod. PN PAN xx See note 2 on page 17
xx : indicate the code of the civil series (see table on page 17).

PN GLASS 6R - Glass touch panel

Input slave module. The module has a glass front, black or white colored with 6 touch-sensitive buttons with LED light signaling.
Automatic peripheral proximity lighting.
Customizable graphics.



Cod. PN GLASS 6R v
Cod. PN GLASS 3R v
v : indicate the glass colour (see table on page 17).

PN PAN IND - Industrial panel control module

The module has an eight-button membrane keyboard with reporting LEDs. Degree of protection IP44. Suitable for industrial applications.
User customizable graphics.

Cod. PN PAN IND

PN TOUCH 4 - Touch panel

User interface terminal built-in in 506E box with resistive touch screen. The module connects directly to the PICnet bus occupying only one address. 3.5" LED backlit screen. Graphics resolution 320 x 240 256k colors.
8Mb non-volatile user memory.

Cod. PN TOUCH 4

TOUCHSCREEN - Touch built-in PC

Recessed PC Win based touch terminal. Mounted on satin aluminum chassis. It has a user interface with a resistive touch screen. Active matrix color TFT screen. Available in 10 "and 15" versions.
Graphics resolution 1024 x 768 pixel.

Cod. PC TOUCH 10
Cod. PC TOUCH 15

INTERFACES AND CONVERTERS

PN BRIDGE - MODBUS converter module

PICnet - MODBUS RTU bus conversion module on serial port RS-232 or RS-485.

Cod. PN BRIDGE

PN COM - Serial converter module

PICnet - RS 232 bus conversion module. It allows the interfacing of the system to external devices equipped of serial communication port. Drivers for the management of control panels (audio, anti-intrusion, fire prevention) of the major manufacturers are available.

Cod. PN COM

PN ETH - Ethernet converter module

PICnet - Ethernet bus conversion module. It allows the interfacing of the system to external devices equipped of data network port. Drivers for the management of control panels (audio, anti-intrusion, fire prevention) of the major manufacturers are available.

Cod. PN ETH

PN REP - Repeater module

The module allows the isolated connection between di erent bus sections. Used to regenerate the bus signal on very long distances or to isolate high-disturb sections.

Cod. PN REP

PN B2B PLUS - Multimaster converter

With this device it is possible to create PICnet bus networks or allow communication between di erent buses. This architecture allows the automation of high complexity buildings without the need the PC supervision to support the operating logic.

NEW
2Q2022

Cod. PN B2B PLUS

NURSE CALL SYSTEM

System Control Modules

PN RSA - Room call system

Module dedicated to nurse call systems. Installed in the rooms, it allows the management of alarm reset, doctor call and call transfer with indication of the calling room number. Glass panel in aseptic glass allows complete cleaning and possibility of installation in sanitary environments.

Cod. PN RSA

PN VIS - Display module

Numerical display module. The module allows alphanumeric visualisation on a 3 digits display with high intensity red LEDs. It is equipped with an alarm buzzer output and one entry for the buzzer silence.
Supplied in a 504 wall box.

Cod. PN VIS

PN VIS 2 - Display module

The module allows alphanumeric visualisation on a six high-intensity red LED digits display. Especially indicated in call systems for alarms signalling. Suitable for wall installation and guarantees excellent distance legibility. It is equipped with an alarm buzzer output and one entry for the buzzer silence.

Cod. PN VIS2

PN VIS 3 - Display module

The module allows alphanumeric display on a high intensity three-digit red LED display. Particularly indicated in hospital call systems or in nursing homes for signaling alarms, indicated for wall installation in the single-sided version or flag-shaped in the double-sided version. Character size h = 10cm.

Cod. PN VIS 3S
Cod. PN VIS 3B

PN VIS 4 - Display module

The module allows alphanumeric display on a high intensity four-digit red LED display. Particularly indicated in hospital call systems or in nursing homes for signaling alarms, indicated for wall installation in the single-sided version or flag-shaped in the double-sided version. Character size h = 10cm. Integrated clock functionality.

NEW
1Q2022

Cod. PN VIS 4S
Cod. PN VIS 4B

PN DIS - Display module

Message visualisation module with variable fields with backlit display. Similar to the Master module, the PNDIS module has an alarm buzzer and a relay output that can be activated when a user message or alarms are displayed.

Cod. PN DIS

Sinthesi PICnet products comply with the strictest national and international regulations, and our nursing call systems **comply with DIN VDE 0834.**

DIN VDE 0834 refers to the overall characteristics of the system, including those of peripheral equipment and characteristics of the plant. Sinthesi is responsible only for the products and systems supplied and configured on the basis of the specifications received from the plant direction or by the Customer.

Accessories

PV CALL 2A - Call button

Two-command push-button panel, one for nurse and doctor call dedicated to institutions hospitals, clinics and nursing homes and one for light switching. Degree of protection IP 67.

Cod. PV CALL 2A

PV CALL 2A R - Call button

Two-command push-button panel, one for nurse and doctor call dedicated to institutions hospitals, clinics and nursing homes and one for light switching. Reassurance warning light. Degree of protection IP 67.

Cod. PV CALL 2A R

PV CALL 1B - Call button

Single-command push-button panel for nurse and doctor call dedicated to institutions hospitals, clinics and nursing homes. Degree of protection IP 43.

Cod. PV CALL 1B

PV CALL 2B - Call button

Two-command push-button panel, one for nurse and doctor call dedicated to institutions hospitals, clinics and nursing homes and one for light switching. Degree of protection IP 43.

Cod. PV CALL 2B

PV CALL 2B R - Call button

Two-command push-button panel, one for nurse and doctor call dedicated to institutions hospitals, clinics and nursing homes and one for light switching. Reassurance warning light. Degree of protection IP 43.

Cod. PV CALL 2B R

PV PLUG - Presa testaletto

6-pole din socket for call panel connection to the hospital bed head.

Cod. PV PLUG xx

xx : indicate the code of the civil series (see table on page 17).

PV CORD - Alarm cord

Pull button, connects to an clean contact input of the room control unit.

Cod. PV CORD

PV LAMP - Corridor lamp

4-color LED corridor lamp. Night light and emergency light function.

NEW 4Q2022

PATENT PENDING

Cod. PV LAMP

SUPERVISION AND REMOTE CONTROL

WEB SERVER - Supervision Web Server

Device for professional control from any remote location, via connection and Internet browser. Supervision available from any platform (tablet, smartphone, PC, etc.) without any need to install dedicated sw. Simultaneous multi-user and multidevice supervision management.

Cod. WEB SERVER

PV APP - APP Server

App server that through the OpenHAB App allows to supervise the entire PICnet automation system through PC, smartphone and tablet. It allows the native integration with all the devices supported by OpenHab platform.

Cod. PV APP

PV APP PLUS - APP Server

App server that through the OpenHAB App allows to supervise the entire PICnet home automation system via PC, smartphone and tablet. Allows full integration with all OpenHAB compatible devices. Recommended for complex applications or in presence of graphic data processing software.

Cod. PV APP PLUS

PN GSM - GSM communication module

PICnet bus module for the transmission of SMS messages. Through this device it is possible to send and receive variable SMS messages, in order to allow a first level of supervision and remote control of the system from any one mobile phone.

Cod. PN GSM

PV SMS - Telephone dialer module

The module is suitable for remote control of small systems, it o ers the possibility to send programmable text messages to pre-set telephone numbers and to activate outputs with SMS commands. The Clip function allows to activate an output after the recognition of a specific calling number. It has 4 digital inputs, 2 relay outputs and an input for NTC probe.

Cod. PV SMS

ACCESSORIES

PV NTC - Temperature probe

High precision NTC sensor. The failure of the temperature sensor or of its connections or the ambient temperature below 5 ° or above 40 °, causes a "Thermal alarm" on the control module. Available in free installation version (PP NTC).

Cod. PV NTC xx c	See note 3 on page 17
Cod. PP NTC	

xx : indicate the code of the civil series (see table on page 17).
c : indicate the colour of the cover plate (see table on page 17).

PV PT100 - Probe

3-wire PT100 probe in class 'A' precision, suitable for ambient temperature measurement in the industrial applications. Equipped with anodised aluminium finned tip and IP65 ABS box with cable gland.

Cod. PV PT 100

PV TPO - Smart badge holder

Smart badge holder for hotel applications in simplified room automation. It identifies the presence of a transponder badge. Equipped with intermittent signal light when the card is disengaged. It has a front button for the stepper command of the relay output dedicated to the camera lighting.

Cod. PV TPO

BADGE - Badge card

ISO standard format white PVC card for transponder reader, in TITAN or MIFARE technology. On request the card can be supplied with custom graphics. The badge is also available in a keychain format. Magnetic stripe application on request.

Cod. BADGE-N	TITAN neutral card (minimum quantity 20pcs)
Cod. BADGE-NM	MIFARE neutral card (minimum quantity 20pcs)
Cod. BADGE-PN	Black keychain badge (Minimum quantity 20pcs)
Cod. BADGE-PR	Red keychain badge (Minimum quantity 20pcs)

Specify the technology (TITAN or MIFARE) within the order.

APN - Power supply

AC / DC switching power supplies in DIN rail or from DIN rail back panel. Equipped with overload, internal overtemperature and short circuit protection.

Cod. APN/1.0
Cod. APN/2.5
Cod. APN/4.0
Cod. APN/6.5
Cod. APN/10.0
Cod. APN/15.0

PN BUS - Cable

BUS cable with very low parasitic capacity, recommended in particularly for large and complex plants, in order to guarantee the maximum transmission speed. Composed of 2x0.5mm² twisted conductors for bus signal + 2x1.0mm² for system power supply. Available in 200m reels.

Cod. PN BUS

Additional accessories

Master backup module	**Cod. PN BACKUP**
Low Cost room controller for kit 2	**Cod. PN 2I2OH**
Low Cost room controller for kit 3	**Cod. PN TEMPH**
Power supply with room relay	**Cod. APR/1**
Photovoltaic controller	**Cod. PV PVM**
Single phase photovoltaic controller kit	**Cod. PVM KIT1**
Three-phase photovoltaic controller kit	**Cod. PVM KIT3**
Three phase multimeter module	**Cod. PV MLT**
Single-phase multimeter module	**Cod. PV MLM**
PC connection cable	**Cod. CV232**
RS 232-TCP / IP adapter	**Cod. TCP/IP ADP**
Outdoor brightness sensor 0-10000 lux	**Cod. PV LUXE**
Fruit brightness probe 0-1000 lux	**Cod. PV LUXF xx c**
PN TOUCH 4 expansion for temperature probe (NTC PV probe excluded)	**Cod. PV T4EXT T**

xx : indicate the code of the civil series (see table on page 17).
c : indicate the colour of the cover plate (see table on page 17).

Protocol converter

PICnet / BACnet converter	**Cod. PV BAC**
PICnet / KNX converter	**Cod. PV KNX**
PICnet / LON converter	**Cod. PV LON**
PICnet / M-BUS converter	**Cod. PV MBUS**
PICnet / Mitsubishi converter	**Cod. PV MBS**

SOFTWARE

SIMPLY

Simplified programming software, without the need to know the syntax and programming rules of the PN MAS control unit. The software consists of a guided procedure that accompanies the user in defining the modules present in the system and in their configuration and programming through a simple user interface. At the end of the procedure, the software automatically generates the user program to be downloaded on the PN MAS module.

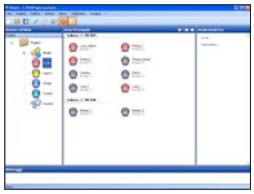

Cod. SIMPLY

PN LINK

Complete programming software for programming and setting up the PICnet system. Simple system utilities allow low-level control for maintenance, system installation and even remote control of the system. It is in fact possible to connect to the master module of the system and remotely carry out all the control operations, control of the users and updating the program.

Cod. PN LINK

PN LINK PRO

Software for applications with plant supervision through a graphical interface that is completely configurable and adaptable to the user application. The software supports various types of connection to the control module: via TCP / IP, RS232 and USB. (The price does not include the development of the graphic pages)

Cod. PN LINK PRO

PN LINK WEB

Software for applications with remote plant supervision through a fully configurable WEB interface that can be adapted to the user application. The software is installed on a PC or a web server which can be consulted remotely from any device via any browser. (The price does not include the development of the graphic pages)

Cod. PN LINK WEB

HOTEL MANAGER

Hotel supervision software through the PICnet bus system. The supervision provides an overview of all the rooms and the detail of the selected room. The overall view for each room shows the salient information relating to each room. Any supervision pages of common areas are integrated into the software.

Cod. HOTEL MANAGER

HOTEL MANAGER WEB

WEB based hotel supervision software. The supervision provides a simple interface for the overall vision of all the rooms and the detail of the selected room. All badge management, check-in and check-out activities and access control of the common areas are managed. Any supervision pages of common areas are integrated into the software. It allows management of the structure even remotely, multi-reception and multi-user.

Cod. HOTEL MANAGER WEB S	Up to 50 rooms
Cod. HOTEL MANAGER WEB M	Up to 100 rooms
Cod. HOTEL MANAGER WEB L	Up to 200 rooms
Cod. HOTEL MANAGER WEB XL	More than 200 rooms

BADGE MANAGER WEB

Access control software. The user can view the transits and access in each zone with the indication of the card number, the person's identification, the group to which he belongs, the time, the date and the zone of the transit. Through a simple interface it is possible to set the various operating options such as the division into zones of the system, the enabling of the cards, the setting of the groups to which they belong and the activation time bands.

NEW 2Q2022

Cod. BADGE MANAGER WEB

GRAPH MANAGER

Web graphic processing and supervision software for data visualization through dynamic charts. Particularly suitable for applications of energy management, air quality management e thermoregulation, for analysis and consumption trends, temperatures and environmental pollution indicators.

NEW 1Q2022

Cod. GRAPH MANAGER

Software and services

PC graphic pages	**Cod. PAGINE GRAFICHE**
PN TOUCH4 graphic pages	**Cod. PAGINE TOUCH**
HTML graphic pages	**Cod. PAGINE HTML**
HTML tabular pages	**Cod. PAGINE HTML TAB**
APP graphic pages	**Cod. PAGINE APP**
WEB Server extension for PN LINK PRO	**Cod. WEB SERVER EXT**

NOTES AND END PRODUCTION

Prodotti in fine produzione

Master Module (32 addressable modules)	**Cod. PN MAS LD xx**	See note 2 on page 17
Master module recessed (16 addressable modules)	**Cod. PN MAS LITE xx**	See note 2 on page 17
TCP / IP option for the Master module	**Cod. EXT MAS IP**	
8 transistor outputs module	**Cod. PN 8OC**	
Heat metering module	**Cod. PN CAL**	
Keypad module	**Cod. PN PAN P xx**	See note 2 on page 17
Lighting control module	**Cod. PN 2I2OWP xx**	See note 2 on page 17
Audio interface module	**Cod. PN SOUND**	
TecnoAlarm central interface	**Cod. PN TAI**	
Splitter serial	**Cod. PV SW232**	
PN GLASS 4S	**Cod. PN GLASS 4S v**	
PN B2B	**Cod. PN B2B**	
PZ LIGHT	**Cod. PZ LIGHT**	
PZ 4I4O	**Cod. PZ 4I4O**	
PZ SPL	**Cod. PZ SPL**	
PZ PT100	**Cod. PZ PT100**	
PN DIGILITE - Room management module	**Cod. PN DIGILITE**	
PV GSM - GSM communication module	**Cod. PV GSM**	

xx : indicate the code of the civil series (see table on page 17).
v : indicate the glass colour (see table on page 17).

Civil series and plate colour

C - Specify cover plate color: **N** = Black **B** = White **G** = Grey

V - Specify glass color: **N** = Black **B** = White

XX - Specify the civil series:

LI = BTicino Living International
LL = BTicino Light
LT = BTicino Light Tech
LA = BTicino Light Air
MX = BTicino Matix
AX = BTicino Axolute
LU = BTicino Luna
LN = BTicino Living Now
GW = Gewiss Playbus
GS = Gewiss System
GC = Gewiss Chorus
VI = Vimar Idea
VP = Vimar Plana
VE = Vimar Eikon
VK = Vimar Arkè
VF = Vimar Arkè Fit
AN = Ave Noir
AB = Ave Blanc
AD = Ave Domus

Additional cost for glass personalization (q.ty lower than 50pcs)	**Cod. CONT GLASS**
Additional cost per piece for civil series not supported	**Cod. CONT ZZ**
Additional cost per piece for IdroBox series	**Cod. CONT IB**
Additional cost for modules addressing	**Cod. CONT IM**

Notes

Note 1 : Check the supported air conditioning models with the sales department.
In the case the requested model is not already present in the library, a contribution of € 1,500 will be requested for the implementation of the remote control protocol. (average time 4 weeks for development).
Note 2 : The product includes the holder support, but not the finishing plate.
Note 3 : The product includes only the dedicated accessory, but not the support holder, the blind accessories and the finishing plate.
Note 4 : It is possible to request the upgrade of a Master model paying only the price di erence between the two models increased by 20%.

DABnet AUDIO SERIES

PN PLAYBOX

Multi source audio player with DABnet system controller.
Webradio, Wi-Fi, WR10 DAB + / DAB / FM tuning. Receiver Bluetooth / Compatible with DLNA / UPnP, Ethernet LAN (RJ45).
Rack mounted.

Cod. PN PLAYBOX

PN PLAY

Multi-source audio player with DABnet system controller.
Available inputs:
- TOSLINK entrance
- S / P-DIF input
- Streaming from USB (virtual speaker)

Cod. PN PLAY

PN MEDIA

Professional quality multi-source audio player with ethernet port for web interface management and DABnet system controller.

Cod. PN MEDIA

PN MATRIX

Digital audio matrix with 8 independent DAB outputs and 4 input channels.

Cod. PN MATRIX

PN DAB

Class D audio amplifier slave module, capable of managing speakers connected in BTL (Bridge Tied Load) mode. DSP processor 32bit for extremely clear audio, Dynamic range control. Support for pseudo bass enhancement and virtual 3D effect. Maximum power deliverable 20W RMS.

Cod. PN DAB

PN DABREP

Repeater / splitter and power injector.
It allows to split a line and to recondition the signal re-establishing the correct impedance.

Cod. PN DABREP

PN BLT

Bluetooth device connection module.
Audio player that allows any device equipped with Bluetooth communication interface to connect to the DABnet network to send its own audio stream. Class 2 Bluetooth device.



Cod. PN BLT

PN LINEIN

Module with active microphone input, Linein input and Lineout output for stereo headphones. It allows to send messages and communication, the reproduction of analog stereo sources e local listening by headphones. 3.5mm microphone jack and linein/headphone jack.

Cod. PN LINEIN

PN TRM

Line terminator module.



Cod. PN TRM

PN MUX

Signal multiplexer, propagates into output one of the two DAB input signals.



Cod. PN MUX

PV MIC

Table base with ON-OFF flexible switch with cardioid condenser electret microphone terminated with 5 meters of cable equipped with XLR male connector and 2 conductors for priority activation (din-don).

Cod. PV MIC

ZIGBEE® WIRELESS SYSTEM

PN ZIGB - ZIGBee® network coordinator

Central controller that creates the network and communicate with the end-devices.

Each network has a unique identifier that distinguishes it, in order to create multiple parallel and separate networks within the same plant.

Zigbee network is a "mesh" network, each device is able to repeat the signal to other devices thus allowing to cover large distances with low emission power or to operate even in harsh environments.

Cod. PN ZIGB

PZ FAN1

End-device of the ZIGBnet network for on/o control of valves or fan coils. This module is equipped with a single input for NTC probe and it allows to regulate the room temperature both in heating and in cooling mode autonomously. The only information it requires is the set-point and the current season received from the ZIGBnet network. 230Vac supply voltage.

Cod. PZ FAN1

PZ FAN2

End-device of the ZIGBnet network for the control of 3-speed fan coils with bypass valve. This module is equipped with double input for NTC probe and it allows to regulate the room temperature both in heating and in cooling mode autonomously. 230Vac supply voltage.

Cod. PZ FAN2

PZ CONTACT

ZIGBee wireless door / window sensor. It is able to detect the opening and closing of doors and windows and to report it to the PICnet concentrator. CR1632 battery.

Cod. PZ CONTACT

PZ VALVE

ZIGBee wireless thermostatic valve. It is able to manage the thermoregulation of radiators and room radiators through the PICnet system. AAx2 battery.

Cod. PZ VALVE

PZ PROBE

ZIGBee wireless temperature and humidity sensor. It is able to detect in real time the data relating to the temperature, humidity and atmospheric pressure of the environment and to communicate them to the PICnet concentrator. CR2032 battery.

Cod. PZ PROBE

RADIO SYSTEMS

PN FMTX - Two-channel radio transmitter module

Two-channel radio transmitter with 434 MHz based OOK modulation on SAW resonator.
Complies with R&TTE 99/05 / CE and RoHS 2011/65/EU, EU REGULATION No. 1907/2006 (THE REACH DIRECTIVE).

Cod. PN FMTX

PF 2O - Two-channel 2-way radio receiver module

Two-channel 2-way radio receiver powered by 230V 50 / 60Hz network extremely compact, with OOK superheterodyne receiver 434 MHz ASK with high performance and reliability. Anti-interference digital filter to further improve radio performance.



Cod. PF 2O

BUS PICnet - THE SYSTEM

Each PICnet system is modular and consists of a central unit **PN MAS** called **MASTER**, which is the system CPU, with calculation performance of a professional-grade PLC, and from a number of peripheral modules, connected to each other by a 4-wire BUS cable or via wireless mesh connection. Each **MASTER** control unit can control up to 250 peripheral units, among which also other MASTER central units, in the case of multi-level systems.

Sinthesi PICnet systems are "mixed logic" systems. In this type of systems the central Master unit governs the system and manages the logic of main operation, ensuring total freedom of programming and making any operating logic possible. At the same time the slave modules, depending on their typology, have their own local operating logic; this allows to have on the one hand further optimization of system and communication performance BUS, as not all commands and actuations must be controlled from the Master unit, on the other hand, to ensure all basic functions even in case of communication failure with the Master unit.

Integration

The **MASTER** central unit speaks natively also with **MODBUS** protocol, one of the most widely used standards in every application area, either through the built-in Ethernet IP network port or through a serial port RS485 or RS232. PICnet systems are totally open and interfaceable with any third-party supervision software.

PICnet natively integrates with the open source platform **OPENHAB**, being able in this way to integrate directly with smart speaker **Amazon Alexa, Google Home** and **Apple Homekit**, among the others.

Each MASTER unit can control wireless PICnet systems using **ZIGBEE** protocol. There are also interface modules for integration with numerous other communication standards such as BACnet, KNX, LON, M-BUS and Mitsubishi.
Sinthesi has also developed over the years numerous integrations with leading manufacturers of air conditioning, alarm and fire prevention systems.

Performance and reliability

Sinthesi PICnet is the system for Home and Building Automation with top level performance at global level, both in terms of computing performance of the single units and in terms of **BUS communication speed, since PICnet protocol communicates at 62500 bit/s**. Extreme power and programming flexibility make it possible to implement the most advanced control functionalities. The system also has an incredible reliability and ranks at the top of the market for the longevity of the plants built.

Wide Product Range

Sinthesi can satisfy all possible application needs of its own Customers, counting on **over 1000 PICnet product codes**, always available in the catalog.

Complete backwards compatibility and spare parts availability guaranteed for life

Sinthesi guarantees the complete compatibility of all new codes produced with the past and the complete availability of spare parts of any product code marketed from 1994 to today (with identical or equivalent product).

Universal solution

All PICnet products are designed, developed and manufactured by Sinthesi, and for this reason they speak PICnet natively, allowing the **complete and total integration between the different product lines** (eg. hotel, audio, building, home automation, wireless, thermoregulation, etc.)

This allows to use the same tools, the same infrastructure, the same programming and supervision software to exploit the whole PICnet product range.

With PICnet the investment of designers and installers in training is exploitable in numerous applications and has value over time.



System structure

- PICnet systems require the use of a **4-wire BUS connection** (one pair for power supply and one twisted pair for communication). The use of a shielded cable is NOT recommended in order not to increase the parasitic capacity of the cable and thus to be able to communicate at the maximum speed of 62500bit / s.
  The bus cable can be laid together with power cables without limitations.

- In a PICnet system the **wiring is completely free**: in-out configurations, radial star, closed ring or combinations of the three topologies are admitted without limitations.

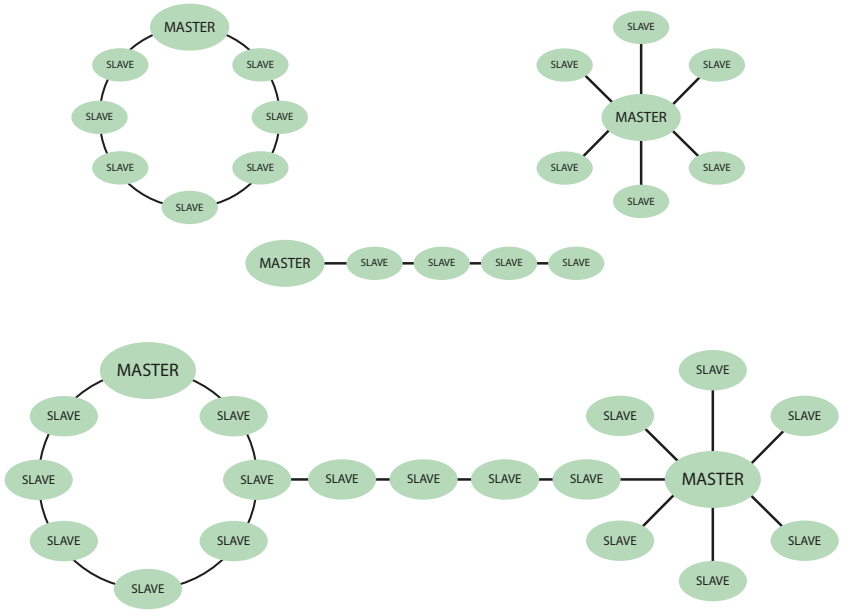

- PICnet modules are small in size, facilitating installation inside the electrical panels.

- The PICnet module numbering procedure is a simple and immediate procedure and is covered by patent.

- In a PICnet system it is never required (and it is not recommended) surge protection because any incoming overvoltages of atmospheric origin from the power line cannot reach the bus line.

- The power supply of a PICnet system is obtained through common and chip low voltage 24Vdc power supplies. In PICnet systems multiple power supplies can be connected in parallel for get back-up power supply.

SALES AND WARRANTY CONDITIONS

1 - Introduction
These General Conditions of Sale regulate the sales of the products and services of Sinthesi S.r.l. No addition or variation will be binding for Sinthesi S.r.l. if not approved in writing by an authorized representative. Any term or condition of purchase affixed by the Customer to his order or elsewhere is devoid of any validity.

2 - Purchase orders
Purchase orders for products sold by Sinthesi S.r.l. will be examined only if submitted in writing form on paper or by e-mail. The orders must clearly state the product code, the quantity, the unit price as specified in the offer forwarded by Sinthesi S.r.l. or by an authorized seller; the order must also show the requested delivery date.
The order will be considered as accepted by Sinthesi S.r.l. only after written confirmation of order by Sinthesi S.r.l. The communication of acceptance of the order may also contain any changes to the purchase prices (if the list prices or conditions of sale have changed) or the delivery dates, compatibly with the availability of the products. The Order Confirmation sent by Sinthesi S.r.l. to the Customer will be deemed to be accepted by the latter if the non-acceptance of the additions is not promptly made known in writing.

3 - List prices
Prices published by Sinthesi S.r.l. are subject to change without notice and must not be interpreted as final quotation or offer of sale by Sinthesi S.r.l. These publications are made solely for general information purposes and all the prices indicated therein are subject to confirmation with a specific quotation.

4 - Price quotations
All price quotes made in writing by Sinthesi S.r.l. expire automatically if they are not accepted by the Customer within thirty (30) days from the date of issue. Verbal quotes are subject to written confirmation. All quotations are subject to confirmation by Sinthesi S.r.l. upon receipt of the Customer's order.

5 - Shipping and Delivery
Unless otherwise agreed in writing by Sinthesi S.r.l., the delivery, including that of the repaired products, will be carried out ex works of Sinthesi S.r.l. Transport costs are charged to the customer if the order does not reach the minimum amount of € 500.00. The expected dates, including shipping dates, are approximate, and are in any case conditioned to the prompt receipt by Sinthesi S.r.l. of all the necessary information from the Customer. Sinthesi S.r.l. will not be responsible for delays in delivery.

6 - Majeure force
Sinthesi S.r.l. will not be liable for losses, damages or delays in delivery due to causes beyond its reasonable control, including delays in transport.

7 - Property and risks
The products are intended to be sold with a reserved domain agreement; therefore they remain the property of Sinthesi S.r.l. until the full payment of the relative price has occurred. The Customer therefore undertakes to inform third parties of the existence and effectiveness of this confidential domain agreement, as well as to safeguard the rights of Sinthesi S.r.l. deriving from the same. The risk for the loss of products passes to the customer when the products are placed at his disposal.

8 - Claims for damages in transport
All deliveries are made ex works and the goods always travel at the risk of the customer. However, if Sinthesi S.r.l. agree to change the delivery conditions, all claims for breakages or damage that are hidden or obvious occurred during shipment, must be made by the Customer to Sinthesi S.r.l. within eight (8) days from receipt. Sinthesi S.r.l. will be happy to provide the Customer with reasonable assistance in order to eliminate such damages.

9 - Packaging
Unless otherwise agreed in writing, the quoted prices include standard packaging of Sinthesi S.r.l. ex-works. Sinthesi S.r.l. reserves the right to charge the cost of extra packaging that may be requested by the means of delivery.

10 - Scope of changes
All modifications of the products, of the delivery date or in any case regarding the order considered here, must be made in writing and subject to the prior consent of Sinthesi S.r.l. The modifications approved by Sinthesi S.r.l. may relate to price, delivery, specifications and / or other changes.

11 - Payment conditions
Payments made by checks or bills are considered accepted subject to collection. All payments must be made by the deadline, in the manner and in the currency indicated on the invoice, without any discounts for customs duties or for bank charges. The Customer cannot make any reductions or compensations as a result of claims for damages or similar. In case of delay in payment, the defaulting Customer will be required to pay to Sinthesi S.r.l. default interest from the expiry of the contractual term up to the balance, equal to the current ABI "prime-rate" increased by five (5) points and Sinthesi S.r.l. reserves the right to suspend delivery and / or cancel orders still outstanding and immediately declare due and payable all invoices issued in the name of the Customer and not yet paid. Notwithstanding anything else provided for in the present general conditions, if Sinthesi S.r.l. in its reasonable appreciation, consider that the credit granted to the Customer has become excessive, may defer the shipment or immediately request payment in cash before shipment.

12 - Returns and returns
The return of the goods must be previously authorized by Sinthesi S.r.l. and may be required for incorrect supply and / or replacement of material only if never used. Following the return request, if this is authorized, the Customer will be given a return code that the Customer must indicate in the documents. It is important that the return is carried out free port, under penalty of non-collection, within 30 days from the authorization and in the original packaging.

13 - Warranty
The warranty conditions are specified in the appropriate document "WARRANTY CONDITIONS". The guarantee is given only to the customer who purchases the products directly from Sinthesi S.r.l. or by an authorized dealer of Sinthesi S.r.l.

14 - Export controls
The Customer undertakes to comply with all the provisions of the law concerning the export and / or re-export of Sinthesi products, exempting Sinthesi from all his claims or coming from third parties, as well as any prejudicial consequences that may derive from the export and / or re-export of the aforementioned products that is carried out by the Customer in the absence of any required authorizations.

15 - Transfer
The sales contract cannot be assigned by any of the parties without the written consent of the other party, except that:
- to a company that occurs by merger or incorporation with one of the parties;
- to a company that, as a result of purchase, sale, rent or otherwise substantially discloses the entire company or the business branch of one of them on which depend the activities to which this contract refers;
- to a company that controls or is controlled by one of the parties.

16 - Express termination clause
The Parties agree that this contract will be terminated by right, pursuant to art. 1456 of the C.C. at the occurrence of one of the following events:
- delayed or non-payment by the Customer of the fees;
- subjecting the Client to one of the bankruptcy procedures provided for by the bankruptcy law.

17 - Applicable Law and Competent Court
The sale and purchase of products, although not provided for here, will be governed by Italian law. Any dispute arising from the sale and purchase of the products will be subject to the exclusive jurisdiction of the Court of Milan, subject to the right of Sinthesi S.r.l. to cite the Client in front of any other Competence Court.

WARRANTY CONDITIONS

All Sinthesi S.r.l. materials and production equipment are guaranteed for defects in manufacturing and / or design defects for a period of 24 months starting from the date of testing of the system supplied and in any case no later than 30 months from the completion of the delivery of the materials.
During the period of validity of the warranty, at the discretion of Sinthesi S.r.l, at the workshops or in those of third parties or on site, all interventions necessary to eliminate malfunctions caused by faults or manufacturing defects of the products supplied will be carried out.
For products purchased from third parties, the guarantee recognized by the same supplier will apply.
The warranty will expire immediately if the equipment supplied has been manipulated, repaired by third parties, incorrectly stored or used not in accordance with the anticipated conditions of engagement.
For defective products for which the warranty is valid, Sinthesi S.r.l. repair or replace them without causing any liability to it for any direct or indirect damage su ered by the customer due to equipment malfunction.
In any case, the guarantee of Sinthesi S.r.l. for the defects of the products is limited to the maximum amount of the cost value of the equipment indicated in the relevant invoice.
In particular, the buyer renounces any right that he can claim for criminal clauses of any kind; to indemnities in favor of oneself or third parties for costs, damages or expenses, for the compensation of direct or indirect damages, both as regards the emerging damage and for the loss of profit.

MADE in ITALY

25° INThESI ANNIVERSARY

The building automation
reference point

AUTHORIZED DEALER

SINTHESI S.r.l. Via dell'Industria, 79 - 20038 Busto Garolfo (MI)
Tel. +39 0331 593962 - Fax +39 0331 593966
www.sinthesi.com - email: info@sinthesi.com

SINTHESI S.r.l. reserves the right to modify the data contained in this document at any time without notice.

SIN/L-005-I-2022
January 2022
www.STUDIO F2P.it